

Product description **M12-S female angled connector, Contacts: 3+PE, 8.0 - 10.0 mm, screw clamp, IP67, UL, VDE**

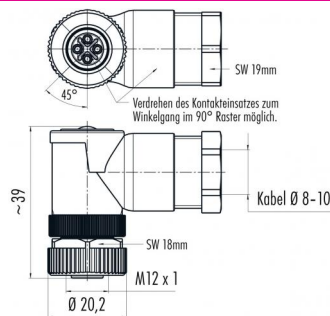
Area **M12-S series 814**

Order number **99 0690 58 04**

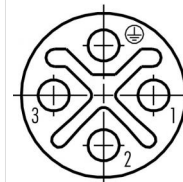
Illustration



Scale drawing

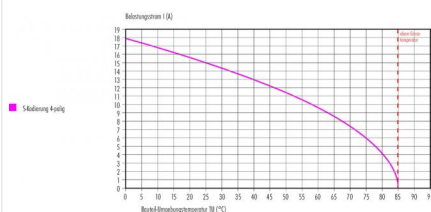


Contact arrangement (Plug-in side)



	X	Y
1	2,55	0,00
2	0,00	-2,55
3	-2,55	0,00
PE	0,00	2,55

Derating curve



You can find the assembly instructions on the next page.

Technical data

General values

Connector design female angled connector

Connector locking system screw

Termination screw clamp

Wire gauge (mm) max. 1.50 mm² with ferrule / max. 2.50 mm² without ferrule

Wire gauge (AWG) max. 16 with ferrule / max. 14 without ferrule

Cable outlet 8.0 - 10.0 mm

Upper limit temperature 85 °C

Customs tariff number 85369010

Packaging Unit 50

Cable data

Approval 1 UL

Approval 2 VDE

Electrical values

Rated current (40 °C) 12 A

Rated voltage 630 V

Rated impulse voltage 6000 V

Pollution degree 3

Overvoltage category III

Insulating material group III

Degree of protection IP67

Mechanical operation > 100 Mating cycles

Material

Contact material CuZn (brass)

Contact plating Au (gold)

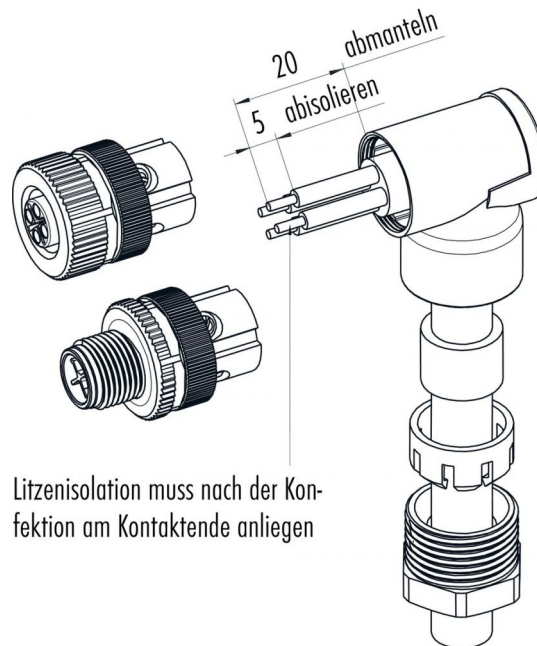
Contact body material PA

Housing material PA

REACH SVHC CAS 7439-92-1 (Lead)

Product description	M12-S female angled connector, Contacts: 3+PE, 8.0 - 10.0 mm, screw clamp, IP67, UL, VDE
Area	M12-S series 814
Order number	99 0690 58 04

Assembly instructions / Panel cut-out



Product description	M12-S female angled connector, Contacts: 3+PE, 8.0 - 10.0 mm, screw clamp, IP67, UL, VDE
Area	M12-S series 814
Order number	99 0690 58 04

Security notices

The connector must not be connected or separated under load. Non-observance and incorrect use can result in personal injury.

The connectors are designed for use in plant, control system and electrical equipment. The end user is responsible for checking whether the connectors are suitable for use in other applications.

To prevent the connector being opened unintentionally when used in electrical circuits containing hazardous live parts, the thread between the housing and the connector head must be secured using a suitable cyanoacrylate adhesive. This does not apply to connectors used in SELV and PELV circuits according to IEC 61140 (EN 61140, VDE 0140-1).

Connectors used in electrical circuits containing hazardous live parts must only be assembled and used by or under the supervision of persons with the requisite electrotechnical training, taking the applicable regulations and standards into account.

The end user must take suitable safety measures to ensure that the connector cannot be disconnected accidentally. Connectors with degree of protection IP 67 and IP 68 are not suitable for use under water. When used outdoors, the connectors must be separately protected against corrosion. For further information about IP degrees of protection refer to 'Technical support' in the Download Centre.

To lock the cable connector to the equipment connector, the threaded ring is tightened until it is 'finger-tight' (approx. 50 cNm).